



# WEEKEND 7010

Art.nr 1172-01

Separett Weekend is a urine-separating toilet for second homes, guesthouses, allotments or boats. The toilet can be positioned both in the warm and cold. The urine-separating, combined with the built-in fan keeps the space both ventilated and odorless.

Weekend is supplied with a fitted 12 V fan, battery cables and with battery eliminator which makes it possible to operate the toilet by battery, solar cells or main power.

Capacity:  
Unlimited capacity when the waste bin is emptied on a regular basis.

## EASY TO USE



### CONTAINER AND SACK

The dry waste lands in the compostable sack positioned in the container. The urine ends up in the urine basin, runs through the interior urine hose and comes out at the back. The urine is then led off to a collection container or to the Separett Ejektortank.



### SIMPLE TO CHANGE CONTAINER

When the sack has been filled the container, together with the sack, is easily lifted up out of the loo. By means of a Roslagskompost the waste can be composted directly. Those who would rather bury the dry waste need to place the container out in the garden for twelve months before burying.



### ODORLESS WITH A FAN

The fan operates continuously and runs on 12 V. Battery and mains adaptor are included so that the toilet can be connected to either a 12 V or 230 V socket.

## EASY TO CLEAN

The Weekend is very easy to keep clean. Just clean it regularly with a damp cloth and some mild detergent. Also rinse the urine waste with water on a regular basis to counteract urine crystals clogging up the waste.

## INCLUDED WITH THE WEEKEND 7010

- Vent pipe 40 cm Ø75 mm - Vent grid
- Flashing - 90° connector - Vent cowl
- 2 waste containers - 2 lids
- 10 compostable waste bags
- 2 m urine hose Ø32 mm
- Sealing silicone
- Screws for mounting

## SUPPLEMENT WITH

- 1013-03 Ejektortank\* - 1118-01 Bio drain cleaner\*\* - 1198-01 Cleaning kit\*\*\* - Installation material\*\*\*\*



\* With an Ejektortank connected to the toilet it's easy to make your own nutrient for your garden.



\*\* Bio drain cleaner to help keep the urine drain free from urine salts that can clog the urine hose.



\*\*\* Cleaning kit with all the things you need to keep your Weekend clean.

## INSTALLATION

The ventilation is positioned directly behind through the wall. For Weekend 7010 with 12 V fan maximum one 90° bend and 4 metres of ventilation piping is recommended. The urine is led off for appropriate post-treatment in the same way as with Villa 9000 - preferably to an Ejektortank.

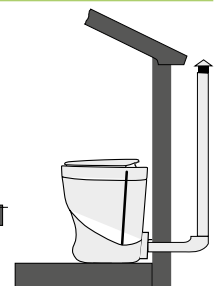
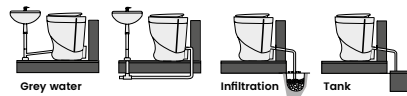
### \*\*\*\* You'll need the following installation materials

Alternative 1:  
- 1020-03 Ventilation pipe

If existing vent pipe has a lower dim.:  
- 1024-01 Joint seal vent pipe

If existing vent pipe has a higher dim.:  
- 1025-01 Joint seal vent pipe

For connection to gray water drain:  
- 1032-02 Urine drainage kit



## TECHNICAL DATA

WEEKEND 7010	Material	container	Voltage/Wattage	Power consumption	Electrical connection	Noise level Max weight	Pack. size /weight
	Recyclable impact-resistant polyethylene	30 liter poly-propen, full container ca 10-12 kg	12 V/2.5 W/210 mA	0.396/0.276 kWh/24 hrs	Battery cable 1.9 m / network adaptor 12/230V	<30 dB(A) 150 kg	L:53 W:40 H:52 7 kg

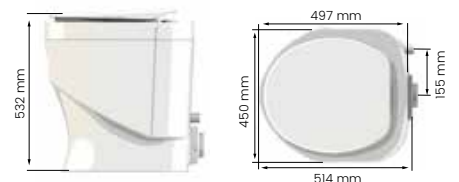
### Connections:

Ventilation out: Ø75 mm  
Urine Drain: Ø32 mm

**Warranty 3 year** The 3-year warranty includes all materials for original parts in the toilet.



All our electrical products are ETL and/or CE marked. Further information about the products can be found on our website, [www.separett.com](http://www.separett.com)



**Separett**  
Waterless toilets